

VTS

WING

AIR CURTAIN



WING

Air Curtains



WING **W**

WATER HEAT EXCHANGER

HEATING POWER RANGE:
4 - 47 kW

EXHAUST FLOW RATE:
1850-4400 m³/h

MAXIMUM AIR COVERAGE:
3,7 m

WING **E**

ELECTRIC HEATING COIL

HEATING POWER RANGE:
2 - 15 kW

EXHAUST FLOW RATE:
1850-4500 m³/h

MAXIMUM AIR COVERAGE:
3,7 m

WING **C**

WITHOUT HEAT EXCHANGER (COLD)

MAX. AIR RANGE:
4 m

EXHAUST FLOW RATE:
1950-4600 m³/h

DIMENSIONS


200 W/E/C



150 W/E/C



100 W/E/C



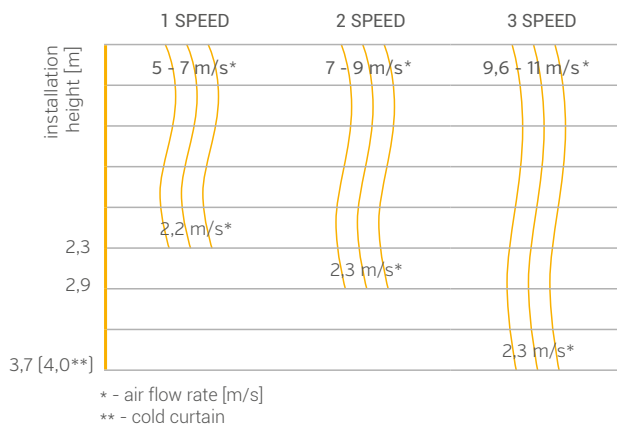
Dedicated brackets* and fixing points enable immediate installation of the curtain.

*- in offer

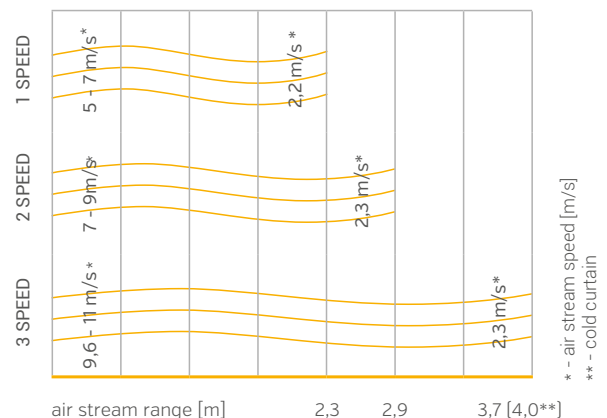
* - width does not include side covers

STREAM RANGE

Vertical air stream range (maximum installation height)



Horizontal air stream range (for vertical installation)





INSTALLATION



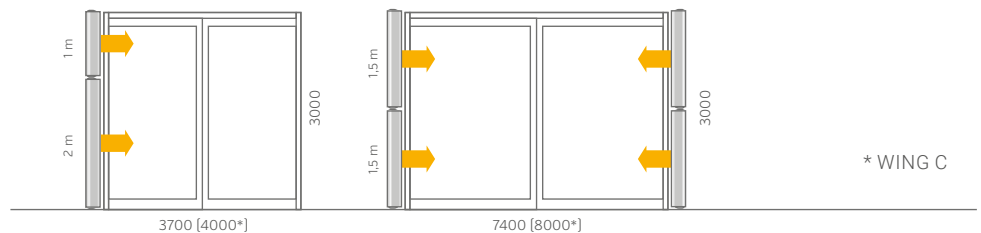
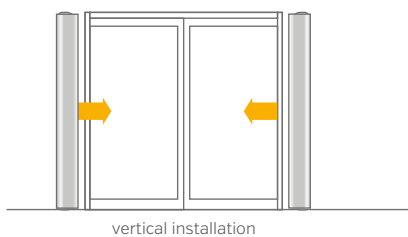
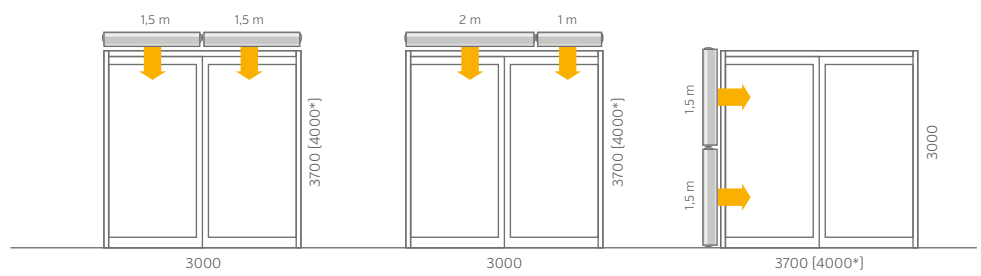
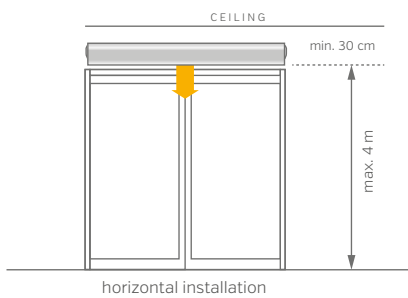
DEDICATED BRACKETS



FASTENING PINS

All WING curtain types are suitable for horizontal operation, vertical* operation and operation in a group configuration.

* WING W, WING C



* WING C

Electric curtain **cannot** be mounted vertically!

CONTROL



ALL EC AIR CURTAINS ARE CHARACTERIZED BY EASE AND SIMPLICITY OF CONNECTION

Controller WING EC			Valve with actuator (VA-VEH202TA)			Door sensor (reed switch)*	
VTS product number	1-4-0101-0451		VTS product number	1-2-1204-2019		VTS product number	1-4-0101-0454
Power supply voltage	V/ph/Hz	~230/1/50	Power supply voltage	V/ph/Hz	~230/1/50	Contact configuration	NO
Permissible load	A	1A for 230VAC 0,02A for 0-10V	Opening/closing time	min	3/3	Switching current	500 mA
Setting range	°C	5...40	Kvs	-	4,5	Switching voltage	max 200 V
Protection rating	IP	30	Protection rating	IP	54	Connection	screw

PARAMETERS OF WING AIR CURTAINS

Parameters	Unit	WATER AIR CURTAIN			ELECTRIC AIR CURTAIN			COLD AIR CURTAIN		
		WING W100	WING W150	WING W200	WING E100	WING E150	WING E200	WING C100	WING C150	WING C200
		EC	EC	EC	EC	EC	EC	EC	EC	EC
VTS article No.		1-4-2801-0055	1-4-2801-0056	1-4-2801-0057	1-4-2801-0058	1-4-2801-0059	1-4-2801-0060	1-4-2801-0061	1-4-2801-0062	1-4-2801-0063
maximum door width (1 device)	m	1	1,5	2	1	1,5	2	1	1,5	2
maximum door height (vertical stream range)**	m	3,7			3,7			4		
maximum exhaust flow rate***	m³/h	1850	3100	4400	1850	3150	4500	1950	3200	4600
heating power range*	kW	4-17	10-32	17-47	2/6 or 4/6	4/12 or 8/12	6/15 or 9/15	-		
maximum temperature of heating agent	°C	95			-			-		
maximum operating pressure	MPa	1,6			-			-		
water volume	dm³	1,6	2,6	3,6	-			-		
number of heat exchanger rows	pcs	2			-			-		
supply voltage	V/ph/Hz	~ 230/1/50			~230/1/50 for 2kW ~400/3/50 for 2/4/6kW	~400/3/50		~230/1/50		
electric heating coil power	kW	-			2 i 4	4 i 8	6 i 9	-		
electric heating coil current draw	A	-			3/6/ max 9	6/11,3/ max 17,3	8,5/12,9/ max 21,4	-		
motor power (EC motor)	kW	0,15	0,18	0,26	0,15	0,18	0,26	0,15	0,18	0,26
rated current (EC motor)	A	1,1	1,3	1,9	1,1	1,3	1,9	1,1	1,3	1,9
weight (without water) EC	kg	21,5	29	37,5	22	30,5	39	19	25,5	32,5
protection rating	IP	20								
casing colour		RAL 9016, outlet grid: RAL 9022								

FAN SPEED	NOISE LEVEL	WING W100-200			WING E100-200			WING C100-200		
		1m	1,5m	2m	1m	1,5m	2m	1m	1,5m	2m
III	dB(A)***	61	63	66	62	62	64	66	67	67
II		59	62	65	55	60	63	63	66	65
I		56	57	60	53	55	59	57	58	61

* available heating power in the control option configuration: Wing E100 2/6 kW or 4/6 kW, for Wing E150 4/12kW or 8/12kW, for Wing E200 6/15 kW or 9/15 kW

** air stream range depends on curtain operation speed

*** measurement conditions: semi-open space, horizontal installation on the wall, measurement performed 3 m away from the device

VTS Plant Sp. z o.o. | Olivia Tower, Al. Grunwaldzka 472 A | 80-309 Gdańsk, Poland | T: +48 58 628 13 54 | marketing@vtsgroup.com

www.vtsgroup.com

The features mentioned are subject to continuous upgrade and can change any time. VTS assuring continuous improvement for product and data and reserves the right to change design and specifications without notice.